


Phonics



The love of reading.

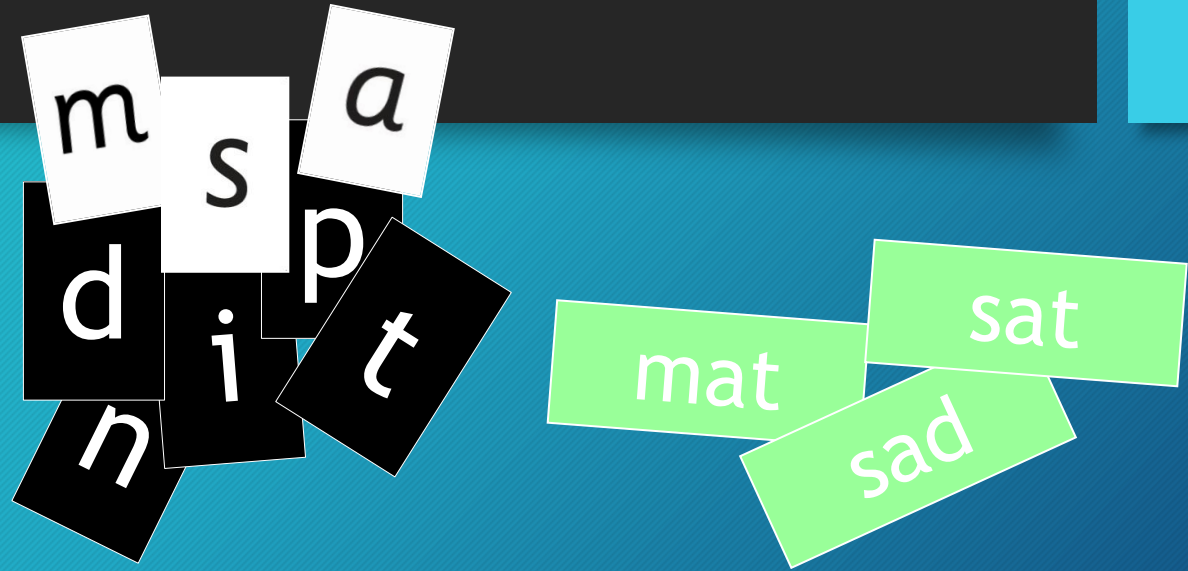


The importance of reading.

- Our aim at Thakeham Primary is to develop lifelong readers.
- We discreetly teach reading.
- Share quality texts, where we live the book, through different creative activities.
- Reading underpins all writing.
- It is a key skill needed to progress in all other subjects.
- By the end of the year it is the government expectation that in reading children will:
 - Demonstrate understanding of what has been read to them by retelling stories and narratives using their own words and recently introduced vocabulary;
 - Anticipate – where appropriate – key events in stories;
 - Use and understand recently introduced vocabulary during discussions about stories, non-fiction, rhymes and poems and during role-play.
 - Say a sound for each letter in the alphabet and at least 10 digraphs;
 - Read words consistent with their phonic knowledge by sound-blending;
 - Read aloud simple sentences and books that are consistent with their phonic knowledge, including some common exception words.

What is phonics?


- Phonics is a method for teaching reading and writing.
- At Thakeham we teach phonics through the Read Write Inc programme –
- *Read Write Inc.* Phonics is a programme that uses synthetic phonics to teach all children to read.
- Use of pure sounds – Oxford Owl website



- We teach the sounds first in a specific order and then we teach the children to blend and segment the sounds to read and write.

Phonics

- We teach set 1 sounds first and then set 2.
- Each sound card has its own picture and rhyme to help children remember it, for example
- Mmmmm
- Maisie mountain mountain

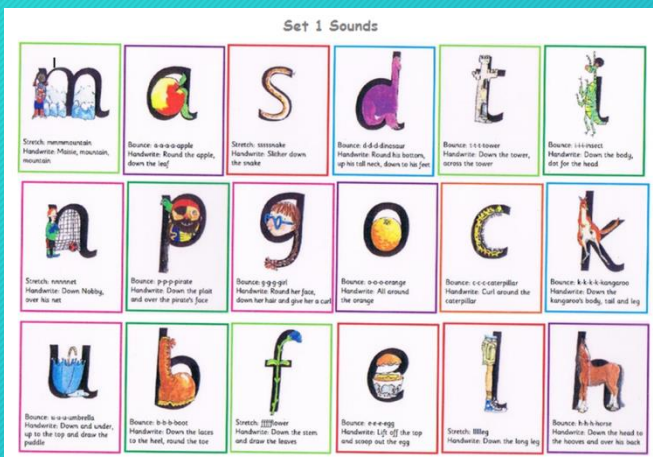


Fred ..



- This is Fred who helps the children learn to read –
- He is a frog who can only speak in sounds, and we call this Fred Talk. For example 'm' 'a' 't', 'l' 'u' 'n' 'ch'.
- He helps children sound out words so they can read and spell.

Blending to read

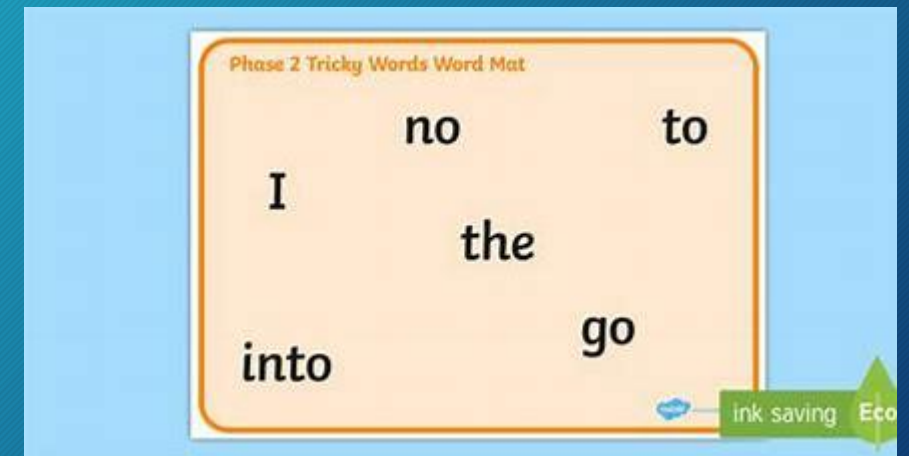


c - a - t




Tricky words

- Some high frequency words cannot be sounded out
- We call these “tricky words” or “red words”
- I, the, no, go, to, into
- These words have to be learned by sight



Spelling



- As well as reading, Read Write Inc helps support children with their writing.
- We use rhymes to encourage correct formation of each letters
- Fred Fingers to help children sound out words to spell easily.
- We encourage children to say the word and pinch the sounds on to their Fred fingers before writing

Writing

- Writing in the early years starts with gross motor skills, and using whole arm movements – then smaller mark making and talking about the different marks – drawing, painting, chalking.
- To communicate to others – cards, instructions, notes and lists.
- To create imaginary worlds – stories, signs, labels.
- To organise and explain information – Diaries e.g. - Monday I need my book
- The most proficient writers in any class are usually the best readers.
- We need to stimulate an interest in words and sentences because they lie at the root of all writing. If you want to be a writer then *talk, talk, talk* and *read, read, read*.
- Along side RWI we teach writing through role play, story telling and familiar books. Loving and knowing different story books and non fiction books help give children a purpose for writing.


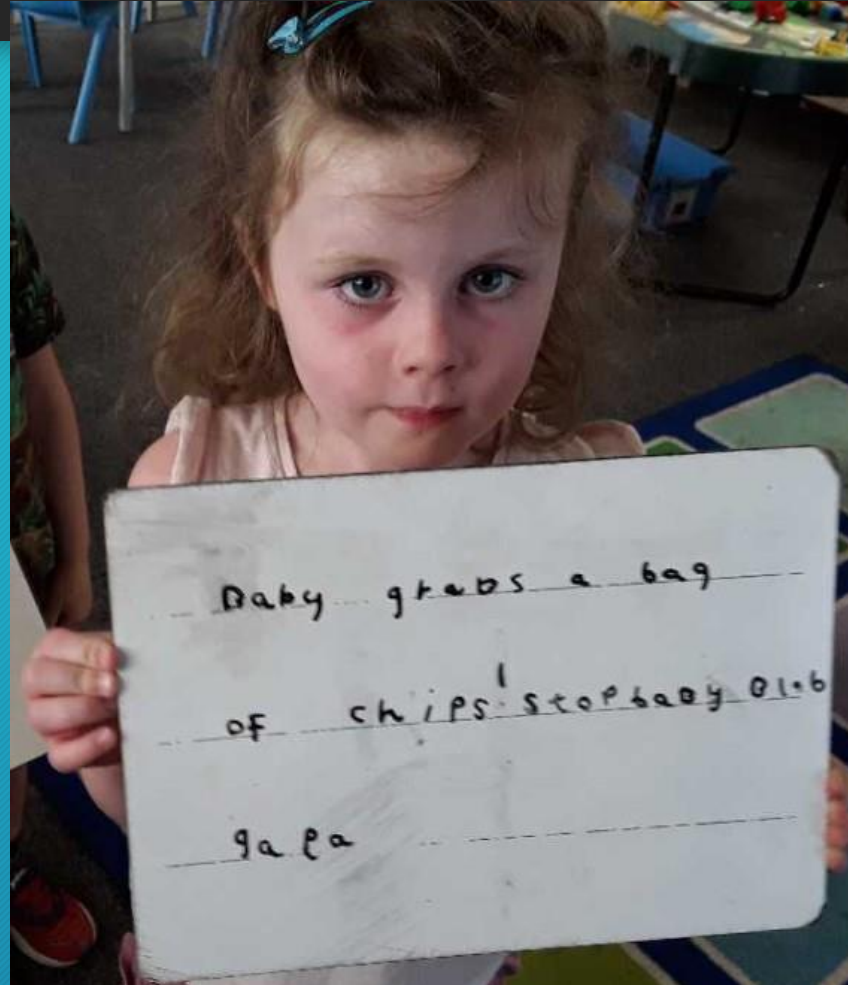


Writing

In writing by the end of the year it is the expectation that children will:

- Write recognisable letters, most of which are correctly formed;
- Spell words by identifying sounds in them and representing the sounds with a letter or letters;
- Write simple phrases and sentences that can be read by others.



| HeidiSongs' Chart of the Developmental Progression of A Child's Writing | | | |
|---|---|--|---|
|  <p>1. Pictures</p> |  <p>2. Random Scribbling</p> |  <p>3. Scribble Writing (Written in linear fashion to mimic real writing.)</p> |  <p>4. Symbols That Represent Letters</p> |
|  <p>5. Random Letters (No relationship between sounds of letters and what the child is trying to say.)</p> |  <p>6. Letter Strings (Progresses from left to right and top to bottom when the child "reads" his writing.)</p> |  <p>7. Letter Groups (The groups have spaces in between to resemble words.)</p> |  <p>8. Environmental Print (Child copied print found in the room, often without knowing what the words are.)</p> |
|  <p>9. Beginning Sounds (Child began to write simple sentences using sight words and just the beginning sounds of words.)</p> |  <p>10. Early Inventive Spelling (Includes the same elements as the previous level, but with more consonant sounds represented and spaces between words.)</p> |  <p>11. Inventive Spelling (Has the same elements as the previous level, but with more sounds per word written, including the vowels. Some conventional spelling patterns may appear.)</p> |  <p>12. Transitional Writing (Includes all of the previous elements plus some real spellings of words with silent letters and other spelling patterns. Punctuation is beginning to appear.)</p> |

Writing in EYFS



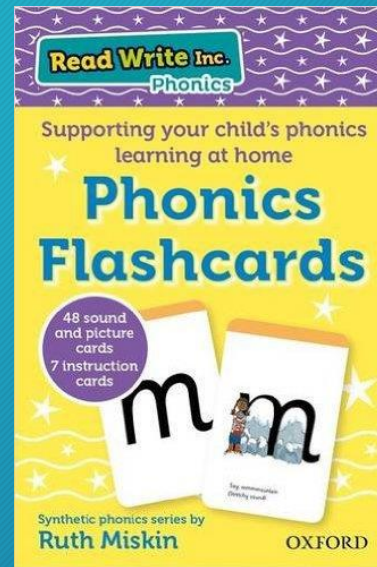
The love of reading and writing



- 
- 
- Helping your child to become a reader/writer:
 - Enabling environments
 - Regular home reading – establish a routine
 - Have fun!
 - Rhythm and rhyme
 - Orally tell stories
 - Write for a purpose/shopping lists notes/cards
 - Read a range of things! (From newspapers to packaging!)
 - Let them see you as a reader/writer
 - Visit the library
 - Make marks/ write outside in sand and with chalks or paint brushes and water

Extra help..

- If you would like any extra help with anything we have discussed today please speak to Mrs Usherwood, Mrs Stender or Mr McDonald.
- At home we would encourage you to share as many different types of books with your children as you can.
- Talk about the stories.
- Enjoy the stories together.
- Sound mats
- Tricky word mats



- Ruth Miskin Parents' Page:
- <http://www.ruthmiskin.com/en/parents/>
- Ruth Miskin Facebook:
- <https://www.facebook.com/miskin.education>
- Free e-books for home reading:
- <http://www.oxfordowl.co.uk/Reading/>